


Social Media and Photography

Mark McGuire

Dunedin Photographic Society

June 24, 2019

What next for photography in the age of Instagram?



Sean O'Hagan


Sun 14 Oct 2018
05.00 EDT



937 136



“ ... 350m photographs a day uploaded on Facebook; 95m photographs and videos shared on Instagram daily. The combined number of images shared uploaded on both platforms now exceeds 290bn, while there are 188m daily active users of Snapchat.”




Sean O'Hagan

Sun 14 Oct 2018
05.00 EDT




937 136

What next for photography in the age of Instagram?



“Over the past decade or so, there has been an attendant rise in interest in what you might call traditional photography culture. Although British art institutions were embarrassingly late in acknowledging the importance of photography curation – Tate appointed their first photography curator in 2009, almost 70 years after the Museum of Modern Art in New York did so – galleries are now finally according the medium the space it deserves as an art form. The new photography wing of the Victoria and Albert museum has just opened and, next spring, the Swedish organisation Fotografiska will open an 8,300 sq metre (89,000 sq ft) space in Whitechapel and another vast gallery in New York, both dedicated to contemporary photography.”

What next for photography in the age of Instagram?




Sean O'Hagan

Sun 14 Oct 2018
05.00 EDT



937 136



“The past few decades, too, have seen the photobook emerge as perhaps the most vibrant arbiter of photography culture. Small, independent photobook publishers proliferate; pop-up events around indie photobooks and zines draw a young and informed audience. Offprint, the photography publishing fair, attracts large, mainly younger crowds annually to its book markets in Paris and London. Flying in the face of the unstoppable flow of digital images online, traditional photography culture endures and proliferates, **with both the photobook and the photo archive – material things that can be handled, browsed over, collected, exchanged – assuming a heightened importance.**”

Instagram

Instagram is supposed to be friendly. So why is it making people so miserable?

For a growing number of users and mental health experts, the positivity of Instagram is precisely the problem, with its relentless emphasis on promoting 'perfect' lifestyles. Should everyone just stop scrolling?



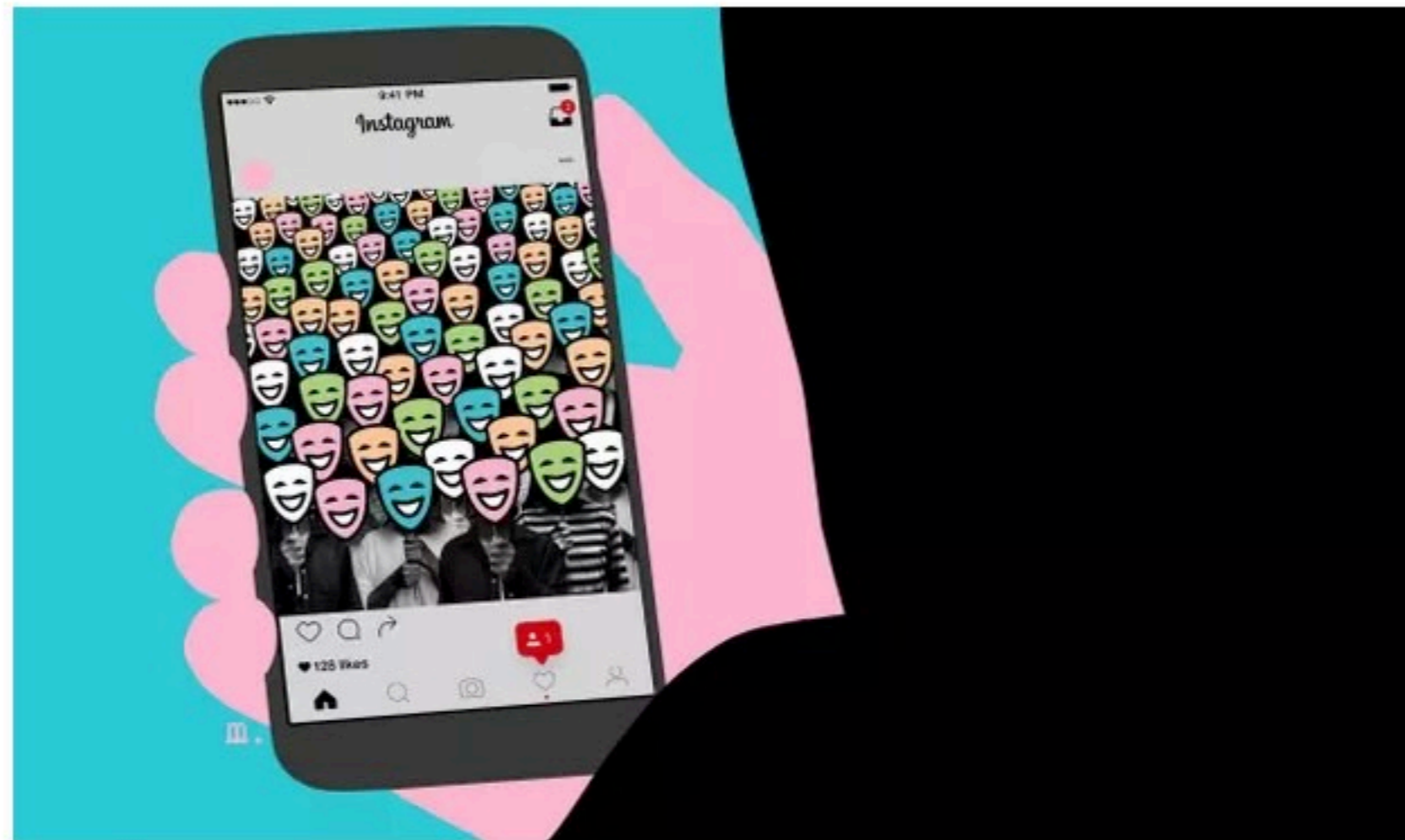
Alex Hern

🐦 @alexhern

Mon 17 Sep 2018
05.30 EDT



🔗 861
💬 672



▲ 'You don't really have control over what you're seeing ...' Illustration: Joe Magee

<https://www.theguardian.com/technology/2018/sep/17/instagram-is-supposed-to-be-friendly-so-why-is-it-making-people-so-miserable>

RUSHKOFF

[Home](#) [About](#) [Books](#) [Film & TV](#) [Press](#) [Speaking](#) [Articles](#) [Blog](#) [Team Human](#) [Subscribe](#)

[SYNOPSIS](#)

[PRESS & REVIEWS](#)

[ALL BOOKS](#)

OUR TECHNOLOGIES, MARKETS, AND CULTURAL INSTITUTIONS—ONCE FORCES FOR HUMAN CONNECTION AND EXPRESSION—NOW ISOLATE AND REPRESS US. IT'S TIME TO REMAKE SOCIETY TOGETHER, NOT AS INDIVIDUAL PLAYERS BUT AS THE TEAM WE ACTUALLY ARE:

**TEAM
HUMAN**
DOUGLAS RUSHKOFF

Now Available:

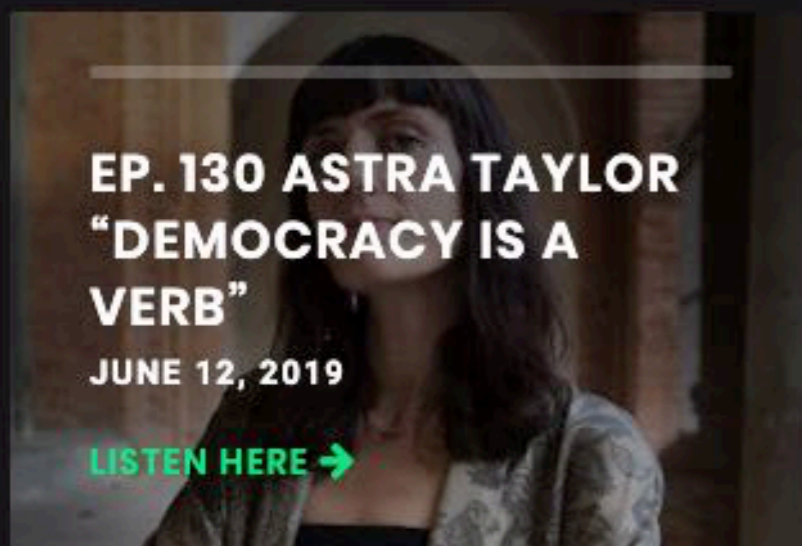
[Amazon](#) | [Apple Books](#) | [Barnes & Noble](#) | [Indiebound](#) | [Powell's](#)

Though created by humans, our technologies, markets, and institutions often contain an antihuman agenda. Douglas Rushkoff, digital theorist and host of the NPR-One podcast *Team Human*, reveals the dynamics of this antihuman machinery and invites us to remake these aspects of society in ways that foster our humanity.



<https://rushkoff.com/books/team-human-book/>

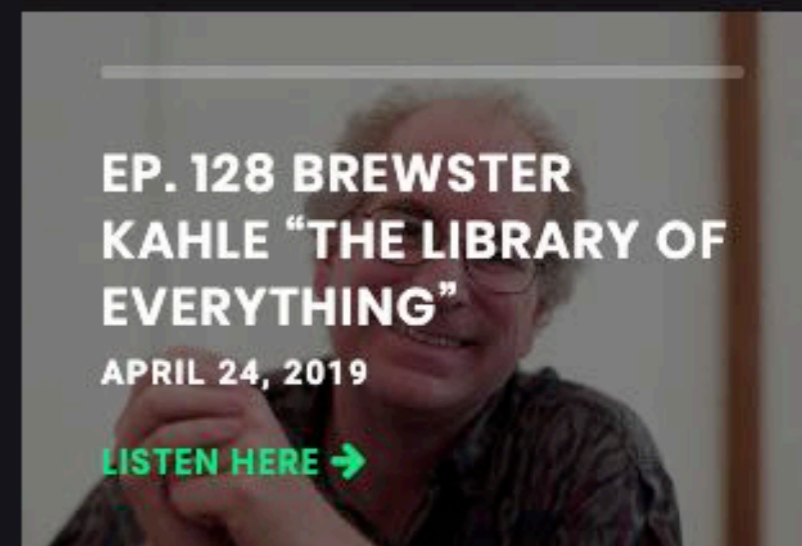
RECENT EPISODES



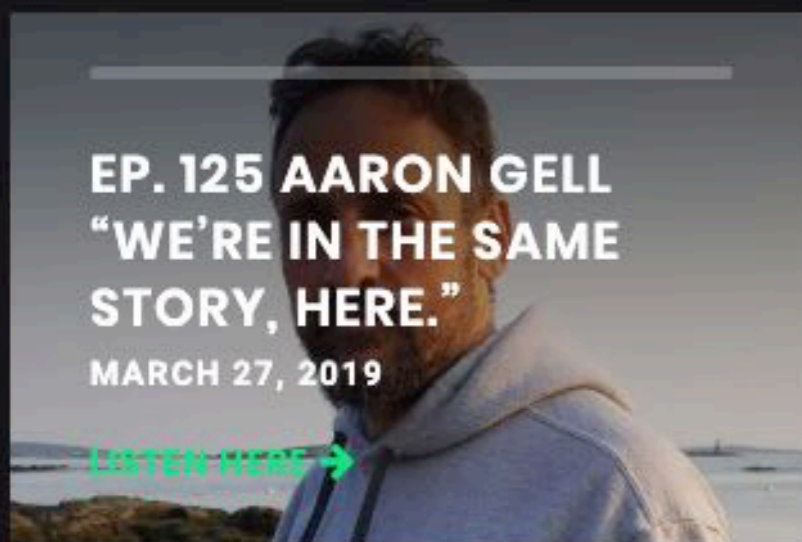
EP. 130 ASTRA TAYLOR
“DEMOCRACY IS A VERB”
JUNE 12, 2019
[LISTEN HERE →](#)



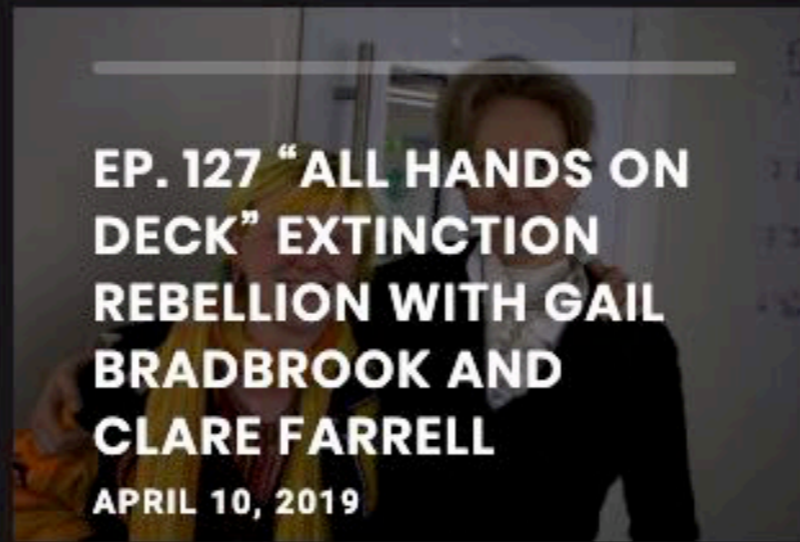
EP. 129 CLIVE THOMPSON
“THE LUST FOR SCALE”
MAY 01, 2019
[LISTEN HERE →](#)



EP. 128 BREWSTER KAHLE
“THE LIBRARY OF EVERYTHING”
APRIL 24, 2019
[LISTEN HERE →](#)



EP. 125 AARON GELL
“WE’RE IN THE SAME STORY, HERE.”
MARCH 27, 2019
[LISTEN HERE →](#)



EP. 127 “ALL HANDS ON DECK”
EXTINCTION REBELLION WITH GAIL BRADBROOK AND CLARE FARRELL
APRIL 10, 2019



EP. 126 ANANYA ROY
“OCCUPYING THE MASTER’S HOUSE”
APRIL 03, 2019
[LISTEN HERE →](#)

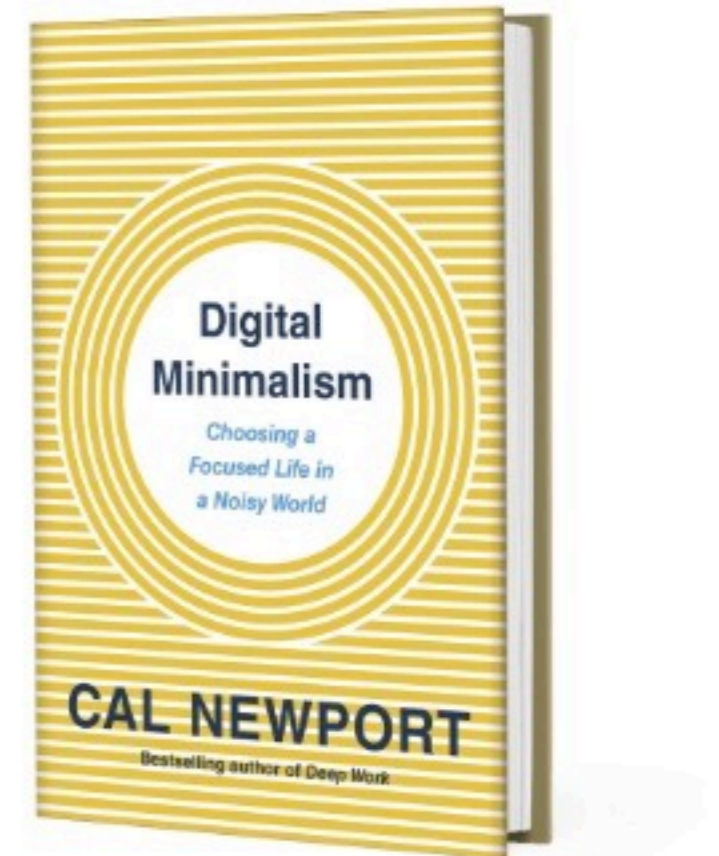
Digital Minimalism

Choosing a Focused Life in a Noisy World

*** AN INSTANT *NEW YORK TIMES* BESTSELLER ***

MINIMALISM IS THE ART OF KNOWING HOW MUCH IS JUST ENOUGH. DIGITAL MINIMALISM APPLIES THIS IDEA TO OUR PERSONAL TECHNOLOGY. IT'S THE KEY TO LIVING A FOCUSED LIFE IN AN INCREASINGLY NOISY WORLD.

In this timely and enlightening book, the bestselling author of *Deep Work* introduces a philosophy for technology use that has already improved countless lives.



<http://www.calnewport.com/books/digital-minimalism/>



stephen.shore

Following




1,669 posts 161k followers 117 following

Stephen Shore
stephenshore.net

Followed by webb_norriswebb, kyun.pic, marcoscudeletti + 123 more

POSTS

TAGGED



Instagram



One of the things about the print-on-demand books is that I thought of the book as a whole as a work of art, not the individual pictures. I was taking pictures with the book in mind, and thinking about how they relate to each other. And I found that that took a certain pressure off the individual picture, and that the individual picture could be more of one note that would be part of the chord, or the phrase, which would be the book.


I found that same quality again years later when I encountered Instagram. A new means of distribution and a new means of communication open possibilities that didn't exist before.

I also found in Instagram the kind of playfulness that I liked in the books—that I could try an idea for a day and explore it. But also, in Instagram, I'm fascinated by the visual communities that develop. I find it very satisfying that they're a group of people who look at each other's work every day, and they're all over the world. And when I do meet people that I look at regularly on Instagram, I have a feeling that we're friends, that I know them well.

<https://www.moma.org/audio/playlist/45/721>



Stereographs



Instagram



Ukraine



Luzzara



Hudson Valley



Uncommon Places



American Surfaces



Los Angeles



Warhol



Q Search



cindysherman

Follow



787 posts

258k followers

347 following

cindy sherman



www.nytimes.com/interactive/2018/10/05/magazine/instagram-cindy-sherm...

Followed by webb_norriswebb, sfmoma, mack_books + 44 more

<https://www.instagram.com/cindysherman/>

POSTS

TAGGED



#streetphotography 62,282,572 posts

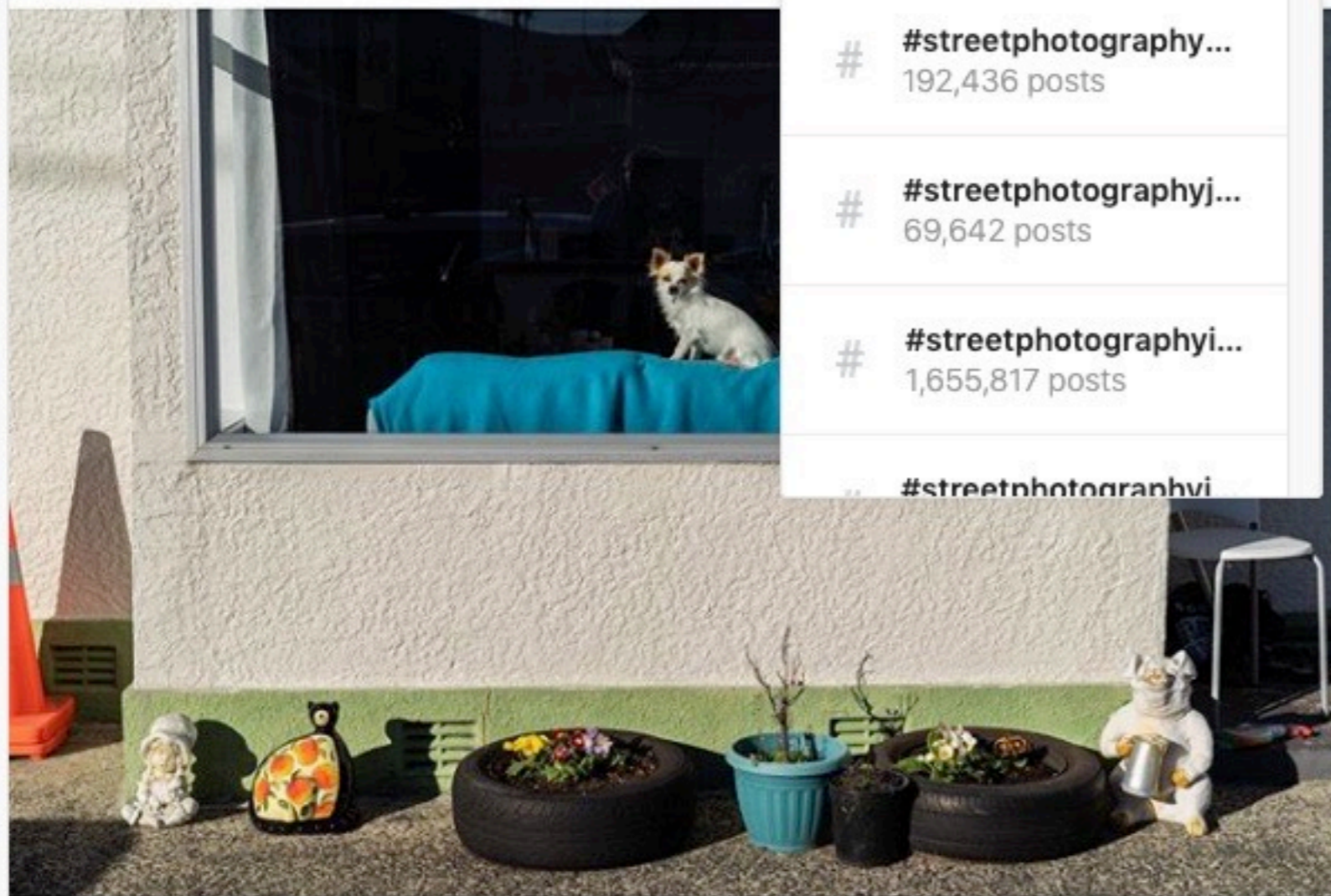
#streetphotographyk... 116,430 posts

#streetphotography... 192,436 posts

#streetphotographyj... 69,642 posts

#streetphotographyi... 1,655,817 posts

#streetnhotogranhvi



mark_mcguire Dunedin, New Zealand



mark_mcguire St Kilda, Dunedin, New Zealand, 11.45 AM Fri. 21 June 2019

#Dunedin #DunedinNZ #NewZealand #NZ #StreetPhotography #UrbanPhotography #CanPubPhoto #SonyA7iii #Sony55mm #DogOfInstagram

2m



carlosbrso Love this one

59s Reply



2 likes

2 MINUTES AGO








#streetphotography


62,282,632 posts

Follow

<https://www.instagram.com/explore/tags/streetphotography/>

Top Posts









#urbanphotography

6,995,436 posts

Follow

Top Posts









#landscape

118,322,820 posts

Follow

Top Posts









#naturalhistory

339,207 posts

Follow

Top Posts





#naturalhistory

339,207 posts

Follow



wildfaunaart • Follow



wildfaunaart Painted Lady, Small Tortoiseshell and Peacock butterfly 🦋 Now which of my 100 favourite flutterbys do i draw next...it's so hard to decide 😊!

•
•
•
•

#creativefolk #watercolorpencils #pencildrawing #watercolor #drawing #illustration #natureinspired #drawingoftheday #watercolordrawing #illustrationsketch #artistsoninstagram #naturalhistoryillustration #naturalhistory #naturestudy #instaart #illustrationnow



1,977 likes

7 DAYS AGO

Add a comment...

Post

Photos

People


Groups


https://www.flickr.com/search/groups/?text=StreetPhotography


Hide inactive groups


Relevant ▾


All Flickr groups


- 


#Streetphotography [+ Join](#)
 Since 2013
 2.2K members 99.8K photos 4 comments
- 


StreetCompo [+ Join](#)
 Since 2012
 162 members 8.2K photos 5 comments
- 


Black and White Street [+ Join](#)
 Since 2009
 2.5K members 90.5K photos 4 comments
- 


Streetphotography in C [+ Join](#)
 Since 2009
 1.9K members 77.5K photos 5 comments
- 


My view on street phot [+ Join](#)
 Since 2019
 27 members 367 photos 0 comments
- 


Streetphotography Nürnberg [+ Join](#)
 Since 2014
 62 members 1.2K photos 0 comments
- 


Streetphotography, no [+ Join](#)
 Since 2014
 925 members 45.9K photos 5 comments
- 


Street Photography [✓ Joined](#)
 Since 2007
 45.3K members 3K photos 332 comments
- 


****The Street Photograph** [+ Join](#)
 Since 2008
 12K members 375.5K photos 35 comments
- 


Hannover Streetphoto [+ Join](#)
 Since 2007
 353 members 5.4K photos 4 comments
- 


Fotografía en cuarenta [+ Join](#)
 Since 2007
 677 members 3K photos 150 comments
- 


Not Only Streetphotog [+ Join](#)
 Since 2015
 104 members 1.7K photos 6 comments
- 


NapoliStreet [+ Join](#)
 Since 2012
 122 members 2.5K photos 0 comments
- 


Tübingen - Streetphoto [+ Join](#)
 Since 2015
 48 members 244 photos 2 comments
- 


Streetphotography with [+ Join](#)
 Since 2015
 10 members 150 photos 0 comments
- 

120 on Street [+ Join](#)
 Since 2017
 80 members 1.1K photos 0 comments
- 

StreetAddict (STREETP [+ Join](#)
 Since 2013
 319 members 15.6K photos 1 comment
- 

Olympus MFT streetph [+ Join](#)
 Since 2014
 612 members 16.8K photos 3 comments
- 

streetphotography.ru [+ Join](#)
 Since 2013
 279 members 384 photos 1 comment
- 

StreetPhotography [+ Join](#)
 Since 2005
 1.6K members 86.3K photos 8 comments
- 

Fotomuseum [+ Join](#)
 Since 2006
 17 members 317 photos 0 comments

Photos

People

Groups

https://www.flickr.com/search/groups/?text=Landscape


Hide inactive groups

Relevant ▾

All Flickr groups



Landscapes Only [+ Join](#)
 Since 2013
 41.3K 986K 35



Landscapes in an Uprig [+ Join](#)
 Since 2007
 5.9K 76.4K 9



Landscape & Wildlife P [+ Join](#)
 Since 2008
 59.7K 2M 165



Landscapes Only. (Pos [+ Join](#)
 Since 2012
 5.1K 79.3K 4



landscape around the [+ Join](#)
 Since 2009
 28K 514.6K 25



Landscape Beauty ! [+ Join](#)
 Since 2009
 75K 2.2M 121



Landscapes Naturally [+ Join](#)
 Since 2013
 10K 5.4K 6



***Landscapes of the We** [+ Join](#)
 Since 2008
 1.5K 1.4K 10



Landscape QUALITY P [+ Join](#)
 Since 2009
 14K 121.9K 8



Landscape/Seascape i [+ Join](#)
 Since 2014
 7.5K 168.3K 9



Landscape Photograph [+ Join](#)
 Since 2009
 10.5K 113.1K 6



LANDSCAPES DREAM [+ Join](#)
 Since 2007
 38K 630.2K 120



Landscape Junkies [+ Join](#)
 Since 2007
 5.5K 146K 6



Landscapes with Atmo [+ Join](#)
 Since 2009
 14.7K 447.2K 2



Landscapes, Nature an [+ Join](#)
 Since 2014
 7.2K 262.2K 2




Landscapes of the Wor [+ Join](#)
 Since 2007
 36.6K 1.5M 63



Landscape History UK [+ Join](#)
 Since 2006
 684 3K 1



Landscape captures [+ Join](#)
 Since 2008
 3.2K 100.5K 8



Landscape Photograph [+ Join](#)
 Since 2011
 15.8K 94K 171



Landscape [+ Join](#)
 Since 2005
 101.5K 1.1M 262



Landscapes Digital Pho [+ Join](#)
 Since 2006
 2.3K 59.1K 5

Go back to the beta groups experience



Street Photography

+ Add Photos

Affiliated to www.streetphotography.com Street Photography Group promotes Classical and Contemporary Street Photography in... See more

3037
Photos

45313
Members

March 17th, 2007
Group Since

Photos

Discussions

Members

Map

About

Invite Friends



About this group »



by Ohadic




by Tito Plaza



by july_zh



by alex.ggperez




Adelaide
by Orca5067

★ 9

← Back to group



- Square (150 × 150)
- Small (240 × 160)
- Medium (640 × 427)
- Large (2048 × 1365)
- Original (5080 × 3387)
- View all sizes



ohad aviv

+ Follow

Stylish

1,438 views

67 faves

10 comments

Taken on April 19, 2019

© All rights reserved

https://www.flickr.com/photos/157732954@N08/48073822126/in/pool-319155@N20/

☆ axiom.atc, hugues jullian and 65 more people faved this



Susan Jane Golding 7d
Remarkable work! I like this a lot.



Reynaldo Alvarez PRO 7d
i like it



John Ellis PRO 7d
The content is very good. I wonder whether having the flash so strong tends to diminish the impact of the fire?



ohad aviv 6d
Susan Jane Golding Thank you :)! I am glad you like it!



ohad aviv 6d
Reynaldo Alvarez Thank you very much :D



ohad aviv 6d
John Ellis It is a question in place. But when I look on the composition of the photo it is not like the fire and this man are equally sharing the frame. The man and his hat are the subject and the fire is an element that gives more interest to the photo and story so in my opinion the flash is not "stealing the show". Thank you for both your interest and for liking the photo John ;)



John Ellis PRO 6d
ohad aviv All in all, an apocalyptic tinge to the shot!



ohad aviv 3d
Ginormous Number Tightfisted Hole Thank you very much guys :D!



Add a comment




Leica Camera AG
Leica Q
28.0 mm f/1.7

f/11.0 28.0 mm


1/200 ISO 100

Flash (off, did not fire) Show EXIF

This photo is in 17 groups




Phenomenology
20,064 items



Leica Q Series - Street, Documentary, Photojournalism
9,565 items



MENTION TRES BIEN
1,683 items



Strastreet
753 items



Street Photography
3,037 items



SPi- Street Photography Italy
485 items

[View more groups](#)

This photo is currently not in any galleries
[Add to gallery](#)

Tags ?

[Add tags](#)

People in photo [Add people](#)

Man Hat Ultra

orthodox Fire

Passover Smoke Burn

Bread

Plans at a glance.

Unlimited uploads come standard for every SmugMug plan along with all the tools you need to create a beautiful photo site, share easily, and order personalized prints and gifts. Each plan is designed to protect and preserve the photos you care about: which means all of them.

Basic

\$48 /year

Save 33% when billed annually.

Or \$5.99 monthly.

Perfect for you if you're simply looking for a beautiful, safe home for your photos.

LEARN MORE

Power

\$72 /year

Save 33% when billed annually.

Or \$8.99 monthly.

Perfect for you if you're interested in advanced control over the way your photo site looks.

LEARN MORE

Portfolio

\$180 /year

Save 38% when billed annually.

Or \$23.99 monthly.

Perfect for you if you're ready to start selling your photos.

LEARN MORE

Pro

\$360 /year

Save 29% when billed annually.

Or \$41.99 monthly.

Perfect if you are a professional photographer and need a robust workflow and client tools.

LEARN MORE



The Candid Frame

✓ Joined

3,734 Members • 152.9K Photos • 60 Discussions

Group Since Jun 23, 2009

Overview

Discussions

Photos

Members

Map

Invite Friends

<https://www.flickr.com/groups/1104330@N25/>



Ibarionex Perello - The Candid Frame ADMIN

September 14, 2013

As part of our expansion of what we're doing with The Candid Frame, we are going to begin including postings which we call Listener Profiles.

If you are interested, create a gallery of 10 images your Flickr account. We are not looking to see all that you've done, but rather a tight edit

It's our hope that this new addition to TCF will help people discover more great photographers, some of whom may be in their own backyard. Most importantly, it will help us to further build a community which...

Photo pool

Add photo

View 152,900 photos



The Candid Frame

+ Add Photos

This group is associated with The Candid Frame: A Photography podcast which is inspired by the desire to lead a photographic... See more

152904 Photos

3734 Members

June 24th, 2009 Group Since

- Photos
- Discussions
- Members
- Map
- About
- Invite Friends



News

« Hide

As part of our expansion of what we're doing with The Candid Frame, we are going to begin including postings which we call Listener Profiles.

If you are interested, create a gallery of 10 images your Flickr account. We are not looking to see all that you've done, but rather a tight edit

It's our hope that this new addition to TCF will help people discover more great photographers, some of whom may be in their own backyard. Most importantly, it will help us to further build a community which...

Discussions

NEW Welcome & Introductions

This is a great opportunity for those who follow The Candid Frame podcast to share...
Ibarionex Perello - The Candid Frame 3 days ago 179 replies

NEW Listener Profile - 10 images

Here are my 10 images. Looking forward to the workshop in LA this weekend. Drive...
jbl12761 4 days ago 1 replies

More discussions Post a new topic

Top Tags

- street candid people portrait monochrome film black photography streetphotography fuji

Top Contributors

- newporthomie
- Blue35Photography
- KBTimages.co.uk(uk_photo_art)
- Bosnas
- rampant paper
- YOU!



by aucjans



by The Ambulant Photographer



by Essay Isay



by Basic LA



by YOU!



by Yochun Yao



<https://www.instagram.com/ibarionex/>



ibarionex Following


1,444 posts 7,066 followers 1,124 following

Ibarionex Perello

@ibarionex is a photographer, writer & host/producer of The Candid Frame podcast which profiles amazing photographers. @ibarionex www.thecandidframe.com

Followed by kyun.pic, dkaye, martin.canart + 44 more

POSTS TAGGED



<https://www.instagram.com/explore/tags/thecandidframe/>


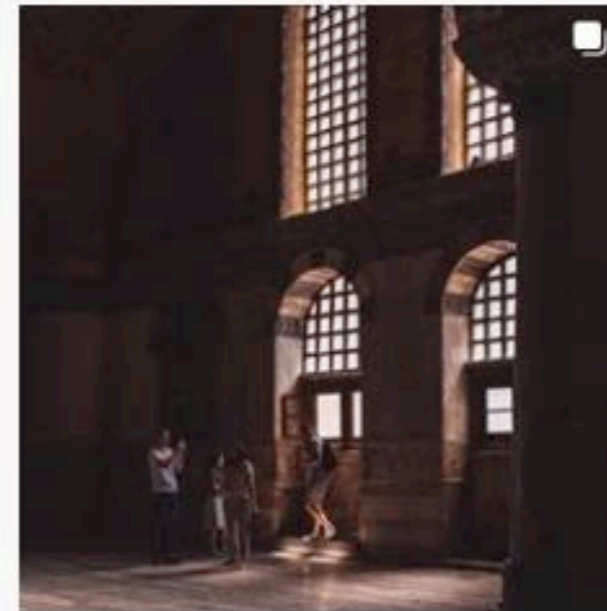



#thecandidframe

1,106 posts

Follow

Top Posts




The Candid Frame #469 - Sarah Marie Rooney & Sashes Dylan Bell

May 27, 2019

Sarah Marie Rooney and Sasha Dylan Bell are photographers who collaborated on a conceptual photographic project titled "Year of Drawing".

This work explores the inner conflict, following a dreamer who has lost her way. The portraits which solicited the involvement of a trained dancer explored the process of being overwhelmed by fear to moving through and out of it.



Search 4:54 PM 100%

CandidFrame

ALL FAVORITES

SEARCH

All Audio Text PDF More...

THE CANDID FRAME ▶ **TCF Ep. 472 - Jessica Chou**
 Monday, 17 June 2019
 Episode Played 26 %

Jessica Chou approaches her subjects with as little preconceived notions as possible, allowing people the space to collaborate with the momen...

[Read More](#) 1 hr 0 min

THE CANDID FRAME ▶ **New! TCF Ep. 471 - Jesse Ditt...**
 Monday, 10 June 2019

Jesse Dittmar is a celebrity portrait photographer who began serving as an assistant for some of the industry's best photographers including Chri...

[Read More](#) 1 hr 5 min

THE CANDID FRAME ▶ **TCF Ep. 470 - Sophie Mayanne**
 Tuesday, 4 June 2019

Sophie Mayanne is a 26-year-old fashion and portrait photographer, splitting her time between London and Cotswolds, UK. Her style is unmist...

[Read More](#) 53 min

THE CANDID FRAME ▶ **TCF Ep. 469 - Sarah Marie Ro...**
 Monday, 27 May 2019

Search 4:55 PM 100%

< All Audio

TCF Ep. 472 - Jessica Chou
 Monday, 17 June 2019

16:00...

Photographer Links:

- [Jessica Chou](#)
- [Teresa Eng](#)
- [Listener Intro: Alex Casares](#)

Education Resources:

- [Tokyo: Explorations in the Metropolis with Ibarionex Perello & George Nobechi](#)
- [Momenta Photographic Workshops](#)
- [Ibarionex + Olaf in Vancouver, Canada](#)

Candid Frame Resources

- [The Candid Frame Newsletter](#)
- [The Candid Frame Alexa Skill](#)
- [Lessons from the Street eBook by Ibarionex](#)
- [Making Photographs: Developing a Personal Visual Workflow](#)

<http://www.ibarionex.net/thecandidframe/2019/6/16/the-candid-frame-472-jessica-chou>



JESSICA CHOU

The Candid Frame

EPISODE 472

Support The Candid
Frame



Recurring Donations

PayPal - Single Donation



The Candid Frame 472 - Jessica Chou

June 17, 2019

Jessica Chou approaches her subjects with as little preconceived notions as possible, allowing people the space to collaborate with the moment and the place they inhabit. She strives for honesty and to look at things as they are, without artifice or judgement. The result is something that is at once observant and intimate. While her photography is documentary in style, it is led by the possibilities for storytelling and expression within a single frame.



The Candid Frame Joined
3,716 Members • 156.4K Photos • 58 Discussions

Group Since Jun 23, 2009

- Overview
- Administration
- Discussions
- Photos
- Members
- Map
- Invite Friends

ibaronex Perello - The Candid Frame ADMIN

September 14, 2013


As part of our expansion of what we're doing with The Candid Frame, we are going to begin including postings which we call Listener Profiles.

If you are interested, create a gallery of 10 images your Flickr account. We are not looking to see all that you've done, but rather a tight edit

It's our hope that this new addition to TCF will help people discover more great photographers, some of whom may be in their own backyard. Most importantly, it will help us to further build a community which...

Photo pool [Add photo](#)

Showing 1 row [View 156,402 photos](#)



Discussions [Start a discussion](#)

Title	Author	Replies
Welcome & Introductions	ibaronex Perello - The Candid Frame	177
Listener Profiles on The Candid Frame Photography podcast	ibaronex Perello - The Candid Frame	97
German Street Photography Festival recently announced	robjcr	0
Gallery question	The Original Hammer	2
My gallery - A Colorful Winter	jeramie.olson	0
Street Photography or Portraits?	alansf	1
	alansf	0



Street Photography: Fixed vs Fluid Elements

949 views

64 likes 1 comment SHARE SAVE

The Candid Frame
Published on Jun 6, 2019

SUBSCRIBE 14K

In this week's video, Ibarionex discusses the difference between fixed and fluid elements in a scene. He demonstrates how to use the fixed elements to begin building a composition and then use the fluid elements to complete a strong photograph.

[SHOW MORE](#)

Up next AUTOPLAY

- Street Photography: Color as an Element vs Subject**
The Candid Frame
1K views
- Street Photography: Photographing a Farmer's...**
The Candid Frame
681 views



The Candid Frame

14,119 subscribers

SUBSCRIBE 14K

HOME

VIDEOS

PLAYLISTS

COMMUNITY

CHANNELS

ABOUT



Uploads PLAY ALL

SORT BY



Street Photography: Photographing a Farmer's...

681 views • 1 day ago



TCF Ep. 472 - Jessica Chou

225 views • 4 days ago




TCF Ep. 471 - Jesse Dittmar

240 views • 1 week ago



Street Photography: Fixed vs Fluid Elements

947 views • 2 weeks ago



TCF Ep. 470 - Sophie Mayanne

225 views • 2 weeks ago



TCF Ep. 469 - Sarah Marie Rooney & Sasha Dylan Bell

221 views • 3 weeks ago




TCF Ep. 468 - Julieanne Kost

361 views • 1 month ago



Street Photography: Eliminating Distractions

1.4K views • 1 month ago



TCF Ep. 467 - Diana Lundin

239 views • 1 month ago



Street Photography: Seeing the Composition

3.6K views • 1 month ago



TCF Ep. 466 - Mark de Paola

360 views • 1 month ago



TCF Ep. 465 - Safi Alia Shabaik

283 views • 1 month ago




TCF Ep. 464 - Sam Abell, Arthur Meyerson & George...

337 views • 2 months ago



Street Photography: The Discoveries of Risk

1.1K views • 2 months ago



TCF Ep. 463 - Sara Terry

284 views • 2 months ago



Street Photography: Composing Around Gesture

1.1K views • 2 months ago



TCF Ep. 462 - Roland Miller

204 views • 2 months ago



Street Photography: Color as an Element vs Subject

1K views • 2 months ago

<https://www.youtube.com/user/lafotoboy/videos>



Street Photography: Photographing a Farmer's Market

681 views

38 likes 1 comment SHARE SAVE

The Candid Frame
Published on Jun 20, 2019

https://www.youtube.com/watch?v=vM580_Z1MW0

SUBSCRIBE 14K

In this week's video, Ibarionex shares images taken during his recent street photography workshop. Using images by his students, he discusses a different approach to photographing a public event which in this case is a local farmer's market.

SHOW MORE

Up next

AUTOPLAY

- Jessica Chou**
TCF Ep. 472 - Jessica Chou
The Candid Frame
225 views
New
1:00:24
- Advanced Street Photography**
Advanced Street Photography | Natan Dvir
B&H Photo Video
Recommended for you
1:07:20

IBARIONEX

[home](#) [portfolio](#) [projects](#) [the candid frame podcast](#) [newsletter](#) [books](#) [critiques](#) [workshops & classes](#) [contact](#)

<http://www.ibarionex.net/lessons-from-the-street-ebook/lessons-from-the-street>

All eBooks

← [BACK TO LESSONS FROM THE STREET EBOOK](#)



Lessons from The Street

\$7.00

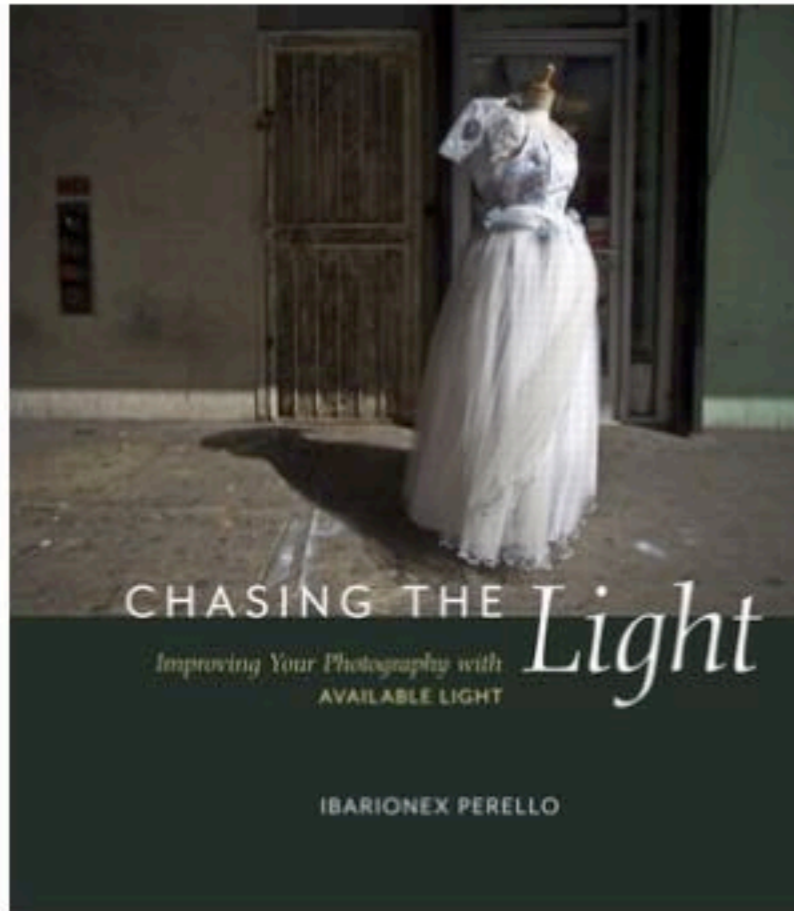
Over my many years as a photographer, I have believed in many myths and misconceptions that influenced my photography, sometimes not for the better. Over time however, I came to gain great insights into not only the mechanics of making photographs, but the mindset required to see and photograph in a unique and personal way.

Lessons from the Street is an eBook that allows me to share what I've learned from those missteps and how surmounting them made me a better photographer. Each section explores how such assumptions can hamper your creativity and offers suggestions for how to surmount them.

IBARIONEX

[home](#) [portfolio](#) [projects](#) [the candid frame podcast](#) [newsletter](#) [books](#) [critiques](#) [workshops & classes](#) [contact](#)

<http://www.ibarionex.net/books-dvds>



Chasing the Light: Improving Your Photography Using Available Light

Light. It's the most transformative tool at any photographer's disposal. Whether the lens is turned to people, wildlife, or landscape, the creative use of light is often the difference between a snapshot and a powerful photograph. In

Chasing the Light: Improving Your Photography with Available Light, renowned photographer, writer, and educator Ibarionex Perello shares his unique insights for partnering with natural light to create evocative digital images. He brings his palpable passion and personal approach rooted in decades of experience, and reveals his honed techniques for controlling focus,

exposure, white balance, and sharpness to create beautiful and impactful photographs. In an industry so obsessed with gear, this book bridges the gap between the technical and the creative and returns to a personal, inspirational narrative about perceiving and photographing light.

Order: [*Chasing the Light: Improving Your Photography with Available Light*](#).

THE ART OF
PHOTOGRAPHY
TED FORBES

SUBSCRIBE (It's Free)



The Art of Photography ✓

558,791 subscribers

JOIN

SUBSCRIBED 558K



HOME

VIDEOS

PLAYLISTS

COMMUNITY

CHANNELS


ABOUT



Created playlists

<https://www.youtube.com/user/theartofphotography/playlists>


≡ SORT BY



Hasselblad X1D

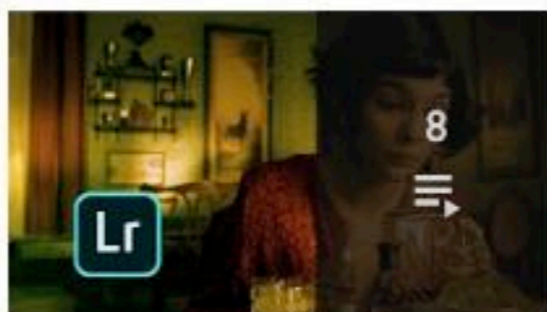
Updated 4 days ago

[VIEW FULL PLAYLIST](#)



Sony Hands On Reviews

[VIEW FULL PLAYLIST](#)



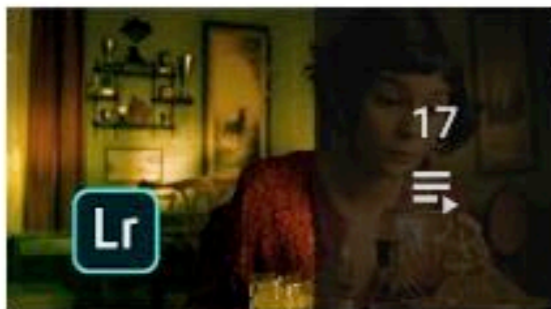
Editing

[VIEW FULL PLAYLIST](#)




Mail Time!

[VIEW FULL PLAYLIST](#)




Color Photography

[VIEW FULL PLAYLIST](#)




Fujifilm

[VIEW FULL PLAYLIST](#)



Panasonic Lumix Cameras and Lenses

[VIEW FULL PLAYLIST](#)



Sony G Master Lenses

[VIEW FULL PLAYLIST](#)



9+



Pin it 1

Like


Website

Send



Edit

Other pins from photonlab.com



10:34 / 21:08



Saul Leiter

128,008 views

<https://www.youtube.com/watch?v=RJdIJkt3Gz8>

Up next

AUTOPLAY


1.9K 34 SHARE SAVE ...



The Art of Photography
Published on Dec 2, 2013

JOIN

SUBSCRIBED 558K



Daan Hansen
The Art of Photography
51K views



tedforbes

Follow



287 posts

39.8k followers


840 following

Ted Forbes

Photographer and YouTuber #photography #theartofphotography theartofphotography.tv/presets

Followed by theuniskphoto, pete_athawes, _koen_jacobs_ + 13 more


<https://www.instagram.com/tedforbes/>




Presets!




Flagstaff ...




Balloon Ri...




NYC 2018



Ed Ruscha



Awesome...

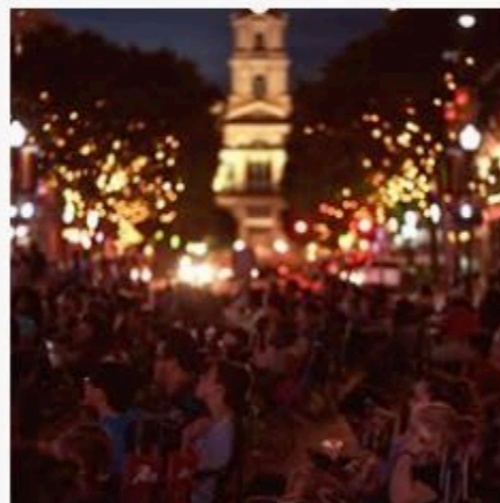




Florida 20...

POSTS

IGTV

TAGGED





Ted Forbes :: The Art of Photography

@TheArtofPhotography

Home

About

Posts

Videos

Photos

Iconosquare

YouTube

Join

Community

Events

Create a Page



Like Follow Share ...

Watch Video

Send Message

<https://www.facebook.com/TheArtofPhotography/>



Write a post...



Photo/Video



Tag Friends



Check in



Posts



Ted Forbes :: The Art of Photography

June 20 at 2:25 AM ·



Community

See All

Invite your friends to like this Page

26,980 people like this

28,966 people follow this

Nicola Pye and 1 other like this

About

See All

Send Message

theartofphotography.tv

Public Figure · Photographer · TV Show

Suggest Edits



Page Transparency

See More

Facebook is showing information to help you better understand the purpose of a Page. See actions taken by the people who manage and post content.

Page created - January 4, 2011

Related Pages

The Best Photography Channel On YouTube

The Art of Photography with Ted Forbes



Hasselblad X1D II ::
Hands On Preview

By Ted Forbes

Episodes



600mm!!! The New
SONY TELEPHOTO
Lenses!

By Ted Forbes

Episodes



DREAM RIG For
Photography And Video
Editing

By Ted Forbes

Episodes

Type and press enter to search

Full Frame Camera Reviews

Sony Alpha Mirrorless

Canon EOS R Mirrorless

Nikon Z Mirrorless

<http://theartofphotography.tv/photo-assignment-13-self-portraits/>

Photo Assignment #13 :: Self Portraits

BY TED FORBES | PHOTO ASSIGNMENTS

I made a lot of friends with this one. Photo Assignment #13 is to do a self portrait. I encouraged people to be original and push themselves with this, but this assignment really took me by surprise.

I make videos for a living. There is an audience, but I never see them. The closest I get is a comment with an avatar or someone reaching out on Twitter and its really easy to lose sight of who is on the other end.

For the first time in 8 years of making these videos I got to see the audience. Not only that but interpreted visions of my audience based on personality. These are intense, sad, hopeful, funny and beautiful... This is by far not only my favorite photo assignment but one of the biggest highlights for me in the years that I've done this show. I love you all.

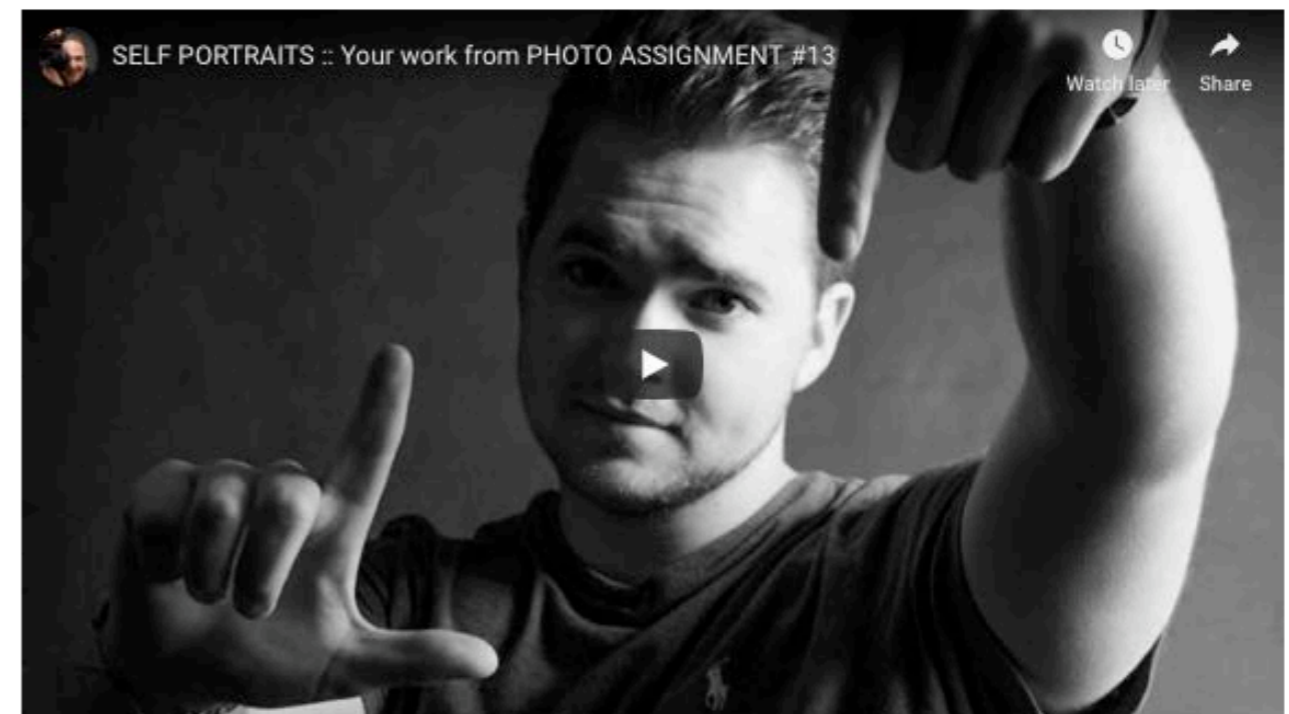
Viewers!



Original Instruction Video:



Viewer Submission Video:



Welcome to this Introduction to Photography Class!



Introduction

[01 - On Photography \(it's not rocket science\)](#)

The Gear

[02 - What is a camera?](#)

[03 - Different Types of Cameras](#)

[04 - Focal Length](#)

Exposure

[05 - Exposure, Pipes and Buckets](#)

[06 - The Histogram](#)

[07 - Shutter speed](#)

[08 - Aperture](#)

[09 - ISO](#)

[10 - Metering Modes](#)

Focus

[11 - Autofocus](#)

[12 - Manual Focus](#)

[13 - Depth of Field revisited](#)

Using the camera

[14 - Flash](#)

[15 - Tripod](#)

[16 - Filters](#)

[17 - White Balance](#)

[18 - Scene modes vs. PASM](#)

[19 - RAW vs. JPG](#)

[20 - Film vs. Digital](#)

[21 - The Decision Process](#)

Post Processing

[22 - Digital Workflow](#)

[23 - DAM and Backups](#)

[24 - Levels and Curves](#)

[25 - Layers and Masks](#)

Vision

[26 - Composition Basics](#)

[27 - Break the Rules!](#)

[28 - Be Inspired](#)

[29 - Share your work](#)

Conclusion

[30 - How to go further](#)

19 – RAW Vs. JPG

One of the defining differences between low and high end digital cameras is the ability to shoot **raw** files instead of the usual **jpg**. To really understand what the difference between the two types of file is, we need to go back to the [components of a camera](#). As you may remember from that lesson, a digital sensor is only a grid of photo sensitive receptors, and the result of an exposure is just a big bunch of numbers corresponding to the light level recorded at each pixel. This does not make a visible image yet, as a number of steps are still required before it can be viewed. In particular, obtaining colour information for each pixel needs a process called **demosaicing**, but you also need to apply [white balance](#), a contrast curve, sharpening, saturation and possibly some other treatments, for instance [noise reduction](#).



There are two ways to perform this. You can either let your camera do it for you, with minimal input, resulting in a file ready to be viewed, usually in the standard jpg format. Alternatively, you can tell the camera to do as little as possible and perform each step yourself at a later point, with dedicated software.


M



MASSIVE

There may be
100,000+
students in a
MOOC.

O



OPEN

Anyone,
anywhere
can register
for these
courses.

O



ONLINE

Coursework
is delivered
entirely over
the Internet.

C



COURSE

MOOCs are
very similar
to most online
college courses.

The screenshot shows the 'Connectivism 2008' support wiki page. At the top left is the LTC logo (Learning Technologies Centre). The page title is 'Connectivism 2008'. Below the title, there is a welcome message and information about the course tags (CCK08) and language options. A navigation sidebar on the left includes links for 'Main Page', 'Recent changes', 'Random page', 'sandbox', and 'help'. The main content area contains a 'Contents' section with a numbered list of 20 items, including 'Please enter your email address here if you'd like to be involved', 'Course blog is available here', 'Course Details', 'Weekly Activities', 'Learner Assignments and Evaluation', 'Course Links', 'Pre-week 1', and 12 weeks of course content, ending with 'Short Paper 1: Your position on Connectivism'. A search box is also visible in the sidebar.



2008: CCK08 Stephen Downes, George Siemens The First Massive Open Online Course (MOOC)

http://ltc.umanitoba.ca/wiki/Connectivism_2008

The *Connectivism and Connective Knowledge* course (CCK08) was the first to incorporate open learning with distributed content, making it the first true MOOC. It attracted 2200 participants worldwide.


<https://sites.google.com/site/themoocguide/3-cck08---the-distributed-course>

EDUCATION LIFE

The Year of the MOOC

By LAURA PAPPANO NOV. 2, 2012

https://www.nytimes.com/2012/11/04/education/edlife/massive-open-online-courses-are-multiplying-at-a-rapid-pace.html?pagewanted=all&_r=3&



Clockwise, from top left: an online course in circuits and electronics with an M.I.T. professor (edX); statistics, Stanford (Udacity); machine learning, Stanford (Coursera); organic chemistry, University of Illinois, Urbana (Coursera).



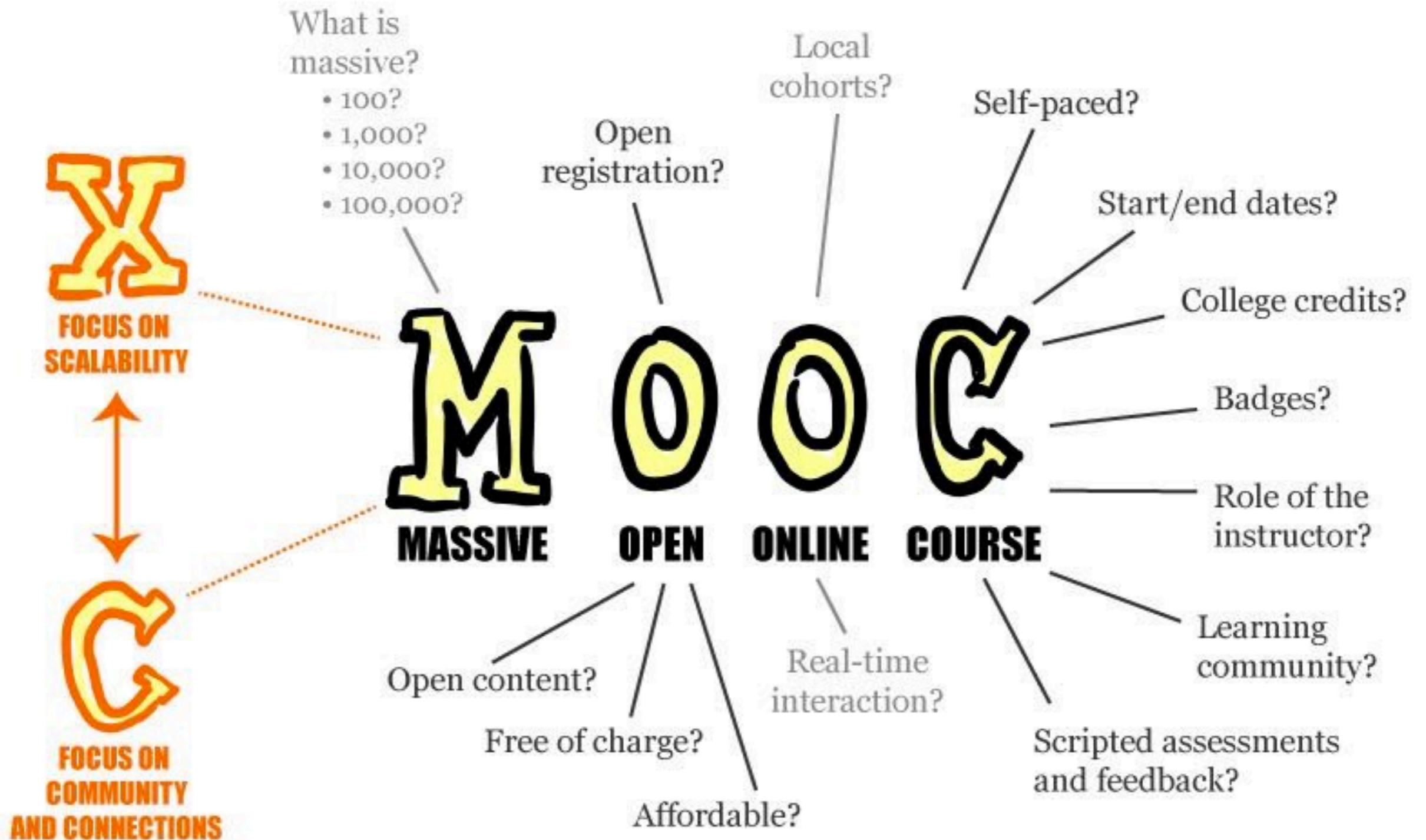
Mariappan Jawaharlal, Contributor
Professor of Mechanical Engineering

The MOOC Experiment

03/18/2015 05:47 pm ET | Updated May 18, 2015

New York Times declared 2012 as the year of the MOOC (Massive Open Online Course). It was the year when Udacity, Coursera and edX, the three leading MOOC companies, took the education world by storm and promised a lot.

Sebastian Thrun, co-founder of Udacity, proclaimed that in 10 years, job applicants will tout their Udacity degrees. In 50 years, he estimated that there would be about 10 educational institutions in the world providing higher education and Udacity has a shot at being one of them. Last year he threw in the towel because “the basic MOOC is a great thing for the top 5 percent of the student body, but not a great thing for the bottom 95 percent.” Udacity changed its course, from trying to become one of the top 10 institutions in the world, to focusing on corporate and vocational training. Today, Udacity strives to become the online version of DeVry University.



The Art of Photography (Open2Study)

Not Available  RMIT University  Open2Study  English

A practical course introducing you to a range of skills and concepts to broaden your understanding of contemporary photography. You will learn about photography as a visual art practice, and how this can help you to become an engaging and active photographer. You will explore the work and concepts of contemporary photographic artists, which may trigger a new interest in what you photograph. In addition to this, you will also learn some of the practical skills required to further explore photography in exciting and creative ways. Finally, we look at the idea of a "digital darkroom" and explore ways that you can further your interest in photography through post-production knowledge and techniques.



Average: 5.5 (71 votes)

 Art, Architecture & Design
 Photography,  Digital

Commercial Photography: Still and Moving Image (FutureLearn)

Feb 15th 2016  Norwich University of the Arts (NUA)  FutureLearn  English

Develop your visual sensibility and get to grips with new forms of commercial photography, with this free online course.


Average: 5.3 (3 votes)






 Art, Architecture & Design

Photography Techniques: Light, Content, and Sharing (Coursera)

Jun 24th 2019  Michigan State University  Coursera  English  English

Welcome to Course FOUR! In Modules 1-4 you will cover the final elements of the Specialization necessary to round out this introduction to the fundamentals of Photography, and prepare you for creating your own exciting project in the Capstone! You have come a long way since the beginning of this journey from Smartphone Basics to DSLR and Beyond. Just think of all the information you have absorbed and put to use in your assignments and quizzes, and the confidence you have gained that you CAN control the camera to make pictures you are proud to share.


Average: 6 (14 votes)

 Art, Architecture & Design  Photography,  Photography Techniques,  Light,  Content,  Sharing

[More Info](#)

Browse > Arts and Humanities > Music and Art

Offered By



Photography Basics and Beyond: From Smartphone to DSLR Specialization

Create photographs you will be proud to share.. Build a solid foundation in digital photography, growing in knowledge from camera to composition!

Enroll for Free

Starts Jun 22

Financial aid available

18,265 already enrolled!

[About](#) [How It Works](#) [Courses](#) [Instructors](#) [Enrollment Options](#) [FAQ](#)

About this Specialization

38,538 recent views

Whether your camera is a Smartphone or DSLR, a Compact or Mirrorless model, you will learn to gain control of exposure and understand fundamentals of composition, while exploring documentary and creative concepts to make the kinds of photographs you have always wanted.

This Specialization covers a broad range of fundamental principles in photography, from camera control to principles of composition and creativity, providing you with a foundation for growth in making photographs you'll be proud to share.

In the Capstone you will develop a final project of photographs related to your individual needs, whether practical or purely expressive, and share ongoing feedback with fellow learners.

In addition to the awarding of a Certificate of Specialization from Michigan State University, each Learner who subscribes to and completes the entire Specialization, including Capstone, will receive substantial discounts on equipment, accessories, and membership benefits through Industry Partners from among the premier manufacturers of photography equipment: Fracture, Gary Fong, Gyst, Lensbaby, LensPen, Lume Cube, Photo District News, PhotoVideoEdu.com, Pixsy, and Think Tank.

SHOW LESS



100% online courses

Start instantly and learn at your own schedule.



Flexible Schedule

Set and maintain flexible deadlines.



Beginner Level



Approx. 7 months to complete

Suggested 4 hours/week

<https://www.coursera.org/specializations/photography-basics?>

COURSE

1

Cameras, Exposure, and Photography

★★★★★ 4.7 1,928 ratings • 540 reviews

Welcome to Course One of Photography Basics and Beyond: From Smartphone to DSLR! In these first 4 Modules you will gain the knowledge and the confidence that will help you make good choices as you consider qualities of the camera you own, and the qualities of the other types of digital cameras you might be considering. You will learn a... [SHOW ALL](#)

COURSE

2

Camera Control

★★★★★ 4.7 897 ratings • 209 reviews

Welcome to Course Two of Photography Basics and Beyond: From Smartphone to DSLR! Now that you have a broad understanding of the various types of cameras, the importance of setting up Menus and Functions to gain control in your photography, and the difference between Auto and Program exposure modes, you are ready to move into ... [SHOW ALL](#)

COURSE

3

Principles of Photo Composition and Digital Image Post-Production

★★★★★ 4.7 596 ratings • 128 reviews

Welcome to Course THREE! In the first two Modules you will gain a more professional-level understanding of the Design Elements that artists have used throughout history to create successful compositions. Arranging the Elements in ways that lead viewers through their compositions is an essential craft for photographers no matter whet... [SHOW ALL](#)

COURSE

4

Photography Techniques: Light, Content, and Sharing

★★★★★ 4.8 438 ratings • 102 reviews

Welcome to Course FOUR! In Modules 1-4 you will cover the final elements of the Specialization necessary to round out this introduction to the fundamentals of Photography, and prepare you for creating your own exciting project in the Capstone! You have come a long way since the beginning of this journey from Smartphone Basics to DSLR a... [SHOW ALL](#)

WEEK

1



5 hours to complete

WELCOME, OVERVIEW, and FUNDAMENTALS

Welcome to the Module One of Course One, where we will begin our journey together to gain the knowledge and skills that will help you take control of your photography! The world of digital photography presents so many "tech" options that it can be quite confusing. Throughout this Course and Specialization, we will be sorting through the various functions, menus, and also the good old focus and exposure and camera craft aspects, so you can build a foundation for success. We'll start with some Basics, and keep building! [SHOW LESS](#)

9 videos (Total 64 min), 7 readings, 5 quizzes [SEE LESS](#)

9 videos

MEET MSU and THE SPECIALIZATION: a welcome from College of Arts & Letters Dean, Dr. Chris Long 3m

MEET THE PROFESSORS: PETER Glendinning 4m

MEET THE PROFESSORS: MARK Sullivan 8m

MEET THE COURSE: an overview by Mark and Peter 2m

Basic Elements of Photography: CAMERA/LENS 14m

Basic Elements of Photography: SENSOR/SHUTTER 8m

Basic Elements of Photography: SHUTTER+APERTURE=EXPOSURE 8m

Workflow of Digital Photography step-by-step 6m

Full Auto Shooting Mode! 6m

#PHONAR

A free and open undergraduate photography class

[Older Entries »](#)

We are going top gear with UC Irvine

BY KATE GREEN, ON FEBRUARY 17TH, 2016

On Wednesday 17th February 2016 at 20:30GMT (12:30 PST) Liz and her students at UC Irvine will be doing an awesome #phonar session. Please join Kate introducing the task, and hop onto Twitter to tweet your notes on David's fabulous lecture.

You can find me here at 20:30GMT:

<https://plus.google.com/events/c79s5d8d91k7508i5m6evp7mg3c?hl=en>

Don't forget to include #phonar and @davidc7 in your tweets!



[MattJohnston](#)

David Campbell - Narrative, Power and Responsibility

SOUNDCLOUD

Download Share



▶ 4.8K

[Cookie policy](#)

— Kate

[LEAVE A COMMENT](#) [PHONAR 2016](#)

#PHONAR

Phonar - [fo-'när] is a free and open undergraduate photography class run by Jonathan Worth




Follow #phonar on Twitter for the latest news, information and posts.

#PHONARMERCH



You can connect directly with the people who run #phonar below



Jonathan Worth Twitter

Email

GPG key fingerprint: 1FB7 8077 D8F0 5AF9 7559 E93B 7E4F 96B0 D808 2696



Matt Johnston Twitter

Email



PHONAR NATION

THE BIGGEST YOUTH PHOTOGRAPHY CLASS IN HISTORY



SEARCH



MENU



SESSIONS

#1
LOOKING
FOR
LIGHT



#2
SEEING
THE
UNSEEN



#3
TELLING
SOMEONE'S
STORY



#4
MAKING
SENSE



#5
BEYOND
PICTURES





Find and take pictures of the different types of light listed below.

<https://phonarnation.org/session-1-looking-for-light/#levelawesome>

Light not lights — look at what the light shines on rather than where it comes from — so, for example, if you think of a lovely sunset, don't point your camera at the sun. Instead, turn with your back to the sun and photograph things bathed in its deep red colours. If it's a strong light, then pay attention to the shadows. If it's a soft and diffused light, then notice how certain colours are more vibrant.

Black and White Soft Light — Find a light source that casts a gentle light over your image, if you're struggling to identify a soft light, it's the sort of light that you can look at without blinking and doesn't make solid shadows. For this task, switch your camera/app to black and white.



by [Worapol Sittiphaet](#) | CC BY-NC-SA



by [Radoslaw Grabowski](#) | CC BY-NC-SA

Black and White Hard Light — This time, you are looking for the sort of light that makes you squint your eyes and creates solid shadows — maybe it will even look like a silhouette in your image. For this task, switch your camera to black and white.



<https://www.instagram.com/explore/tags/phonarnation/>





#phonarnation

946 posts

Follow

Top Posts



<https://www.instagram.com/p/7rqtGwG9-t/>



vimpt • Following



vimpt #Phonar #Phonarnation
#NationUnseen #Macro #Cyanotype

196w



deb_naylor Love this!



196w Reply



vimpt Thank you DN!



196w Reply



patxi23 Wow, amazing 🙌



196w Reply



vimpt Thank you Patxi23 - love your website!



Liked by canal_andres and 85 others

SEPTEMBER 16, 2015

Add a comment...

Post

what's happening?

<http://www.design1o1.net/courses/>



[community](#)

[courses](#)

[news_publications...](#)

[about design1o1](#)

[faq](#)

[blog](#)


[contacts](#)



super drawing 1o1

a three-month introduction to drawing, starting 03/12/2018, the first 1o1 course co-produced with [scuola superiore d'arte applicata del castello sforzesco](#).

past courses



myhome 1o1

We did design 1o1. We did architecture 101. We did storytelling and zine. Now, it is time to focus our attention on our homes!



storytelling 1o1

storytelling in the age of the smartphone. storytelling in the age of instagram.



zine 1o1

an introduction to fanzine-making composed of six standalone modules of one month.



Search



design1o1

Following



2,415 posts

1,787 followers

251 following

Design 1o1

<https://www.instagram.com/design1o1/>


starting dec 3, 2018: @superdrawing1o1 – our first course co-produced with @superarteapplicata. 101 exercises to learn how to draw. sign up 📌

design1o1.us16.list-manage.com/subscribe?u=4ee81f593467a43997965ea...

Followed by storytelling1o1, foscasalvi, stefi_idlab + 12 more

POSTS




TAGGED



Related: #zendoodleart #playingwithpaint

Top

Recent



SUPER DRAWING 101

Week 8 - Perspective


Lesson 53/101

Hello hello good morning!

How are you? Heads still spinning around with sinuous windy roads? We really really liked your perspectives on serpentes yesterday! Well done!

We think that by now, we are ready for the next steps. Now that you have mastered the basic tricks of perspective, let's go on and use them to draw something real! How about drawing a room for example? Maybe the room you are drawing in, or some room you would like to call your own? Will you invite us in?

Do you have fun with different perspectives? If not, you could [play a bit](#) to warm up:-)



But why should we draw rooms? In a room there are so many geometric shapes to be found and they all call out to be put into perspective! Isn't it a very cool thing to transform geometric shapes into real life objects? We did this already when we were learning how to use axonometry, remember how we brought real objects to life then? We promise now it will be even nicer - perspective will do the magic! It will give depth to the objects found in our rooms.. :-)

Ready to open the door and enter our very own chamber of secrets?

Are you ready to give your new home some perspectives now? Then [this blogpost](#) might be helpful.

If you want to plan a totally new vision, [here](#) are some professional tips.



Let's turn the key and open the door!

Once again we start by drawing the horizon (yes, our room definitely has a horizon!). Draw a horizontal line a little above the middle of your sheet. Now define the central vanishing point that will be used to draw the main lines framing your room. Draw 4 very light lines that start from the central vanishing point and go towards 4 different directions: top-left, top-right, bottom-left and bottom-right. Starting from these lines we will draw the ceiling and the floor of our room.


By now your room is ready to be furnished. What is in there to be found? A cozy sofa, a fancy bed, a nice desk? Or are we in a completely different room?

Position all kinds of objects in the room, maybe there are also windows, the door through which we entered.. All objects that are parallel to the horizon line should use the central vanishing point.

Maybe, your objects are rotated - like the table and chair in Fabio's drawing? If you want to draw that kind of object, you will need to use 2 different vanishing points. Position them on the horizon far apart from each other.

After all this information you probably feel like dancing...
Best to do that before or after drawing:-)

Once you have finished your chamber of secrets, we will happily enter with the magic key... Will you give us the key to open your door? We suggest you share it with us on Instagram using **#superdrawing101** **#superdrawing101day53!**



Kiss kiss

Love love

Lola












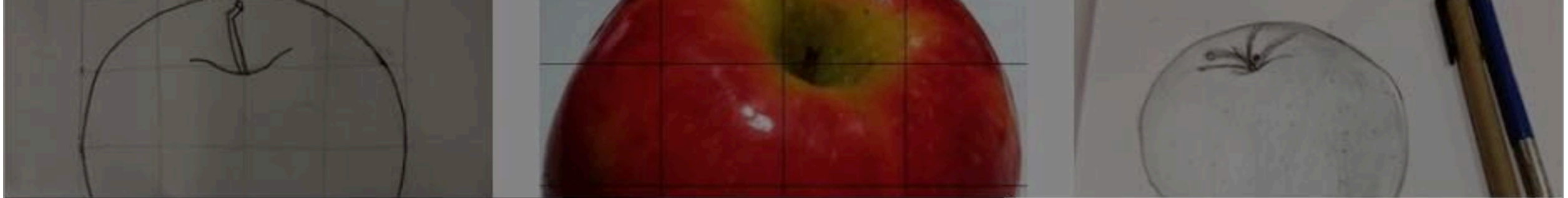
#superdrawing1o1day10

207 posts <https://www.instagram.com/explore/tags/superdrawing1o1day10/>

Follow

Top Posts





disegnoperchemiplace • Follow



disegnoperchemiplace A #pirate apple and #snowwhite 's (week 2, lesson 3) #superdrawing1o1 #superdrawing1o1day10 @design1o1 @superarteapplicata #pirati #biancaneve

27w



manufusi_86

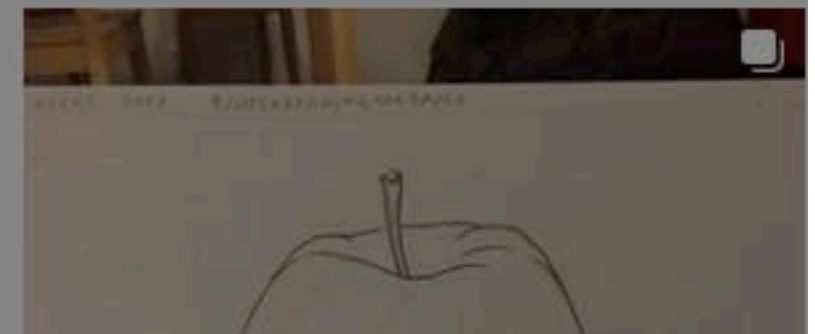




Liked by petya1o1 and 23 others

DECEMBER 14, 2018

Add a comment...

Post



the community is the message



[community](#)

[courses](#)

[news, publications...](#)

[about design1o1](#)

[faq](#)

[blog](#)

[contacts](#)

we believe traditional deductive-based educational models to be outdated. in our world composed of an infinity of non-organized fragments and in which youtube, facebook and twitter monopolize most of our time, we can observe a very strong cognitive shift in students. from deductive-based minds, we now face inductive-based minds.

as designers, our main problem lies in finding new ways (and tools) to transfer knowledge.

what happens when new "social" tools and media are used within a classroom? we believe it requires the classroom to be transformed into a community.

how to transform a class into a community, using traditional and innovative media? combining, blending, adding, testing all media? altogether, it is quite a fascinating challenge and it is our main goal.

<http://www.design1o1.net/about/>